

PROFILE

Netaji Safe Company is a reputed and trusted name which stands for Quality, Durability, Reliability and Affordability. Since more than 65 years Netaji Safe Company offers a complete range of Security Equipment : Fire and Burglar resisting Safe, Strong Room Doors, Safe Deposit Lockers, Coffers, Cupboards for Home / Office / Institutes etc.

We are based at Kolhapur, Maharashtra India and enjoy support of a clientele from all over the globe. The core concentration of our company is on the quality of products we manufacture and sell. Thus we do more of **Qualitative** business than Quantitative one. Being an age old company "Netaji Safe" is an established brand in safe and security products.

The Company was managed by Brothers Mr. Ramalal and Mr. Rikabchand Oswal & currently managed by Mr. Devichand Oswal. Providing quality work over the

Note :

We provide customised service to fulfill our customer's requirements.

The Specifications & designs are subject to alteration for improvement from time to time.

Visit us at : www.netajisafe.com



An ISO 9001 : 2008 Certified Company

NETAJI SAFE COMPANY®

A Complete System for your security needs...

1423, C, Opp. Union Bank of India, Ford Corner, Laxmipuri, Kolhapur - 416002.

Mob. : 09822090190, 09922642299.

Phone : (0) 0231-2641142, (Fax.) 0231 - 2646542.

Email : info@netajisafe.com Visit us at : www.netajisafe.com

past has given us a definite edge over any competition in the Market. Our clients always insist on the quality standards which we have already set high. Thus we only cater to quality clients and don't believe in quantitative production. We also have a Dealer based at Pune. This company called Gopal Agencies is associated with us since last 40 years, and looks after the clients based in Pune and nearby areas.

Nearly 3000 safes provided by Netaji are in operation currently throughout India. We have also started to cater to international market recently and already have more than 25 safes operational in New York, Dubai, Mauritius etc. We have served many reputed companies and organisations and have huge number of satisfied clients, Maharashtra Institute of Technology (M.I.T.) Pune, Sinhgad Technical Education Society (S.T.E.S.) Pune, Reliance Textile Depot, State Bank of India. etc to name a few.

An ISO 9001 : 2008 Certified Company

NETAJI SAFE COMPANY®

A Complete System For Your Security Needs...



LA GUARD





HEAVY FIRE PROOF

We manufacturer Heavy Fireproof Safes in various storage capacities ranging from size 28" to size 72", All our safes come with special features like -

Strong Seamless Body :-

The outer layer of body is tough tested quality 5mm M.S. Plate with fully welded multi corner bend constructed without a single rivet on all side and armored with a Double duty barrier material providing massive resistance strength of 90 mm thick layer on each side of safe which defends the attack of sledge hammer, power drills, oxy-acetylene flame and arc cutting steel.

Super Tough Door :-

The outer layer of the door slab is tough tested quality single solid M.S. Plate of 12 mm to 32 mm thickness. It is further fortified by a composite 190 mm thick layer of double duty barrier material and layers of flame and arc resistant alloy and hardened steel plates, which provide dependable protection against fire and attacks of power drill, oxy-acetylene flame and arc cutting. the total thickness of protective layer is strong over vital parts and is in vertical position with Un-pickable locks with high precision, superior quality dual control 10-lever 2 locks with stainless steel body and brass levers. Additional provision is made for digital or combination lock. The doors also have central 3mm aluminum plate for additional security and we use S.S. handles for lifelong durability.

Hinges / Pivets System

It is specially designed as per the weight of door slab with solid polished M.S. Bar of 75 mm & further given the hardness process to work properly & easily for the lifetime. It is mounted vertically on the safe. The upper part is fitted in the body & the lower one on the door slab by heavy strong bolts.

Various Locking Systems

Superior high quality (Made in USA) digital and combination locks by La guard with Automatic Re-locking system.

Bolt Work Mechanism

Strong movable shooting bolts of 38 mm on front & back, equally spaced to secure the door equipped with the impact resisting shaft.

Attractive Finish & Rust Protection

Attractive two tone smooth finish which is scratch free and long lasting because of multi-coat rust proof powder coating.

Internal Design

The safes are provided with 2-3 adjustable shelves made of 1.6 mm thick steel and 2 bottom mounted drawer units with one basement.

No.	Outer Size			Iner Size			Weight (Approx)
	H.	W.	D.	H.	W.	D.	
1	28"	22"	22"	21"	15"	11"	400 K.G
2	36"	24"	24"	29"	17"	14"	550 K.G
3	42"	27"	24"	35"	20"	14"	750 K.G
4	48"	33"	27"	41"	26"	17"	1000 K.G
5	60"	33"	27"	53"	26"	17"	1300 K.G
6	60"	36"	30"	53"	29"	20"	1400 K.G
7	60"	39"	30"	53"	32"	20"	1500K.G
8	72"	36"	30"	65"	29"	20"	1700 K.G
9	72"	39"	30"	65"	32"	20"	1800 K.G
10	72"	42"	30"	65"	35"	20"	2000 K.G

Note: Double Door Safes are available in models from width 36" and above



OXY - ACTYLENE ATTACK



ARC - CUTTING ATTACK



POWER DRILL ATTACK



STRONG ROOM DOOR WITH GRILL GATE

SUPER TOUGH DOOR

The outer layer of the door slab is tough tested quality M.S. Plate of 12 mm to 32 mm thickness. It is further fortified by a composite 190 mm thick layer of tested double duty barrier material and layers of flame and arc resistant alloy and hardened steel plates, which provide dependable protection against fire and attacks of power drill, oxy-acetylene flame and arc cutting. The total thickness of protective layer is strong over vital parts with Un-pickable locks with high precision, superior quality dual control 10-lever 2 locks with stainless steel body and brass levers. Additional provision is made for digital or combination lock. The doors also have central 3mm aluminum plate for additional security and we use S.S. handles for lifelong durability.

Frame Work

Tested quality 'L' type frame of 10mm or 'C' type 6mm thick M.S.Plate bent angle door frame, the door frame is reinforced along the height and width for strength and rigidity. A "Box Rebate" is plug welded to the frame to provide strong support for shooting bolts. Dual protection is provided over the entire lock case area of 1.75 Sq.mtrs.

Bolt Work & Locking Mechanism

The door is provided with 12 shooting bolts (each of 38 mm) six in front, six at rear, which slides behind the tough "Box-jamb" rebate. These bolts can be activated simultaneously by the movement of the handle.

Hinges/pivets System

It is specially designed as per the weight of door slab with solid polished M.S. Bar of 75 mm & further given the hardness process to work properly & easily for the lifetime. It is mounted vertically as well as horizontally & fitted with heavy strong bolts on the door & frame. It has special pressurized adjustable bolts to give proper & easy opening.

Various Locking Systems

Superior high quality (Made in USA) digital and combination locks by La guard with Automatic Re-locking system.

Ventilating Grill Gate

The grill gate is constructed with heavy round 19 mm M.S. solid polish bars at staggered pitch and secured with high precision 8 levers unpickable lock operating on both sides provided with stainless steel keys in duplicate.

No.	Particulars	Outer Size (Frame)		Inner Size (Door)		Weight (Approx)
		H.	W.	H.	W.	
1	Strong Room Door with Grill Gate, 12 mm single solid door plate making strength of 190 mm with 6 mm 'C' type frame OR 10 mm 'L' type frame	72"	42"	63"	33"	750 K.G.
2	Strong Room Door with Grill Gate, 12 mm single solid door plate making strength of 190 mm with 6 mm 'C' type frame OR 10 mm 'L' type frame	81"	42"	72"	33"	800 K.G.
3	Strong Room Door with Grill Gate, 12 mm single solid door plate making strength of 190 mm with 6 mm 'C' type frame OR 10 mm 'L' type frame	81"	45"	72"	36"	850 K.G.
4	Strong Room Door with Grill Gate, 12 mm single solid door plate making strength of 190 mm with 6 mm 'C' type frame OR 10 mm 'L' type frame	90"	48"	81"	39"	900 K.G.

PROFILE

Netaji Safe Company is a reputed and trusted name which stands for Quality, Durability, Reliability and Affordability. Since more than 65 years Netaji Safe Company offers a complete range of Security Equipment : Fire and Burglar resisting Safe, Strong Room Doors, Safe Deposit Lockers, Coffers, Cupboards for Home / Office / Institutes etc.

We are based at Kolhapur, Maharashtra India and enjoy support of a clientele from all over the globe. The core concentration of our company is on the quality of products we manufacture and sell. Thus we do more of **Qualitative business** than Quantitative one. Being an age old company "Netaji Safe" is an established brand in safe and security products.

The Company was managed by Brothers Mr. Ramalal and Mr. Rikabchand Oswal & currently managed by Mr. Devichand Oswal. Providing quality work over the

past has given us a definite edge over any competition in the Market. Our clients always insist on the quality standards which we have already set high. Thus we only cater to quality clients and don't believe in quantitative production. We also have a Dealer based at Pune. This company called Gopal Agencies is associated with us since last 40 years, and looks after the clients based in Pune and nearby areas.

Nearly **3000** safes provided by Netaji are in operation currently throughout India. We have also started to cater to international market recently and already have more than 25 safes operational in New York, Dubai, Mauritius etc. We have served many reputed companies and organisations and have huge number of satisfied clients, Maharashtra Institute of Technology (M.I.T.) Pune, Sinhgad Technical Education Society (S.T.E.S.) Pune, Reliance Textile Depot, State Bank of India. etc to name a few.

Note :

We provide customised service to fulfill our customer's requirements.

The Specifications & designs are subject to alteration for improvement from time to time.

Visit us at : www.netajisafe.com



An ISO 9001 : 2008 Certified Company

NETAJI SAFE COMPANY®

A Complete System for your security needs...


1423, C, Opp. Union Bank of India, Ford Corner, Laxmipuri, Kolhapur - 416002.

Mob. : 09822090190, 09922642299.

Phone : (0) 0231-2641142, (Fax.) 0231 - 2646542.

Email : info@netajisafe.com Visit us at : www.netajisafe.com

Netaji
KOLHAPUR




An ISO 9001 : 2008 Certified Company

NETAJI SAFE COMPANY®

A Complete System For Your Security Needs...





Double Door S.S. Safe



Single Door S.S. Safe



Single Door S.S. Safe with double handle

Stainless Steel Fire Proof Safe

Why do we use stainless steel plate for front door of fire proof safe and strong room door ??

The reasons are:-

1. Oxy-acetylene flame can't attack or cut the stainless steel.
2. Stainless steel is rustproof for lifetime.
3. The safe looks totally different from any other safe or door.
4. Stainless steel is more harder metal than M.S steel.

● Strong Seamless Body :-

The outer layer of body is tough tested quality 5 mm M.S. Plate with fully welded multi corner bend constructed without a single rivet on all side and armored with a Double duty barrier material providing massive resistance strength of 90 mm thick layer on each side which defends the attack of sledge hammer, power drills, oxy-acetylene flame and arc cutting steel.

● Super Tough door :-

The outer layer of the door slab is 3mm stainless steel (304) and inner layer is tough tested quality single solid M.S. Plate of 12 mm to 32 mm thickness. It is further fortified by a composite 190 mm thick layer of double duty barrier material and layers of flame and arc resistant alloy and hardened steel plates, which provide dependable protection against fire and attacks of power drill, oxy-acetylene flame and arc cutting. The total thickness of protective layer is strong over vital parts and is in vertical position with Un-pickable locks with high precision, superior quality dual control 10-levers 2 locks with stainless steel body and brass levers. Additional provision is made for digital or combination lock. The doors also have vertical 3 mm aluminum plate at center for additional security and we use S.S. and Brass handles for lifelong durability.

● Hinges / Pivets System :-

It is specially designed as per the weight of door slab with solid polished M.S. Bar of 75 mm & further given the hardness process to work properly & easily for the lifetime. It is mounted vertically on the safe. The upper part is fitted in the body & the lower one on the door slab by heavy strong bolts fixed from inside.

No.	Outer Size (H.W.D.)	Inner Size (H.W.D.)	Weight (Approx.)
1.	28" x 22" x 22"	21" x 15" x 12"	450 KG.
2.	36" x 24" x 24"	29" x 17" x 14"	600 KG.
3.	42" x 27" x 24"	35" x 20" x 14"	800 KG.
4.	48" x 33" x 27"	41" x 26" x 17"	1030 KG.
5.	60" x 33" x 27"	53" x 26" x 17"	1350 KG.
6.	60" x 36" x 30"	53" x 29" x 20"	1450 KG.
7.	60" x 39" x 30"	53" x 32" x 20"	1550 KG.
8.	72" x 36" x 30"	65" x 39" x 20"	1750 KG.
9.	72" x 39" x 30"	65" x 32" x 20"	1850 KG.
10.	72" x 42" x 30"	65" x 35" x 20"	2050 KG.

Note : Double Door Safe are available in models from 36" width and above

LA GUARD OR KABA



Digital Lock



Combination Lock



Internal Design

● Various locking systems :-

Superior high quality made in USA digital and combination Locks by La guard or Kaba & has Automatic Re-locking system.

● Bolt work Mechanism :-

Strong movable shooting bolts of 38 mm Stainless Steel on all sides, locking the door on 4 sides, equally spaced to secure the door equipped with the impact resisting shaft.

● Attractive finish and Rust Protection :-

Attractive smooth finish which is scratch free and long lasting because of multi-coat rust proof coating.

● Internal Design :-


The safes are provided with 2-3 adjustable shelves made of 1.6 mm thick steel and 2 bottom mounted drawer units with one basement.



OXY - ACTYLENE ATTACK



ARC - CUTTING ATTACK



POWER DRILL ATTACK



Left side opening with double handle



Right side opening with single handle



Internal design with grill gate

Stainless Steel Strong Room Door With Grill Gate

● Door Slab :

The outer layer of the door slab is 3mm stainless steel(304) and the inner layer is tough tested quality M.S. Plate of 12 mm to 32 mm thickness. It is further fortified by a composite 190 mm thick layer of double duty barrier material and layers of flame and arc resistant alloy and hardened steel plates, which provide dependable protection against fire and attacks of power drill, oxy-acetylene flame and arc cutting. The total thickness of protective layer is strong over vital parts and is in vertical position with Un-pickable locks high precision, superior quality dual control 10-levers 2 locks with stainless steel body and brass levers. Additional provision is made for digital or combination lock. The doors also have central 3 mm aluminum plate for additional security and we use S.S. and Brass handles for lifelong durability.

● Frame Work :

Tested quality 6mm('C' Type) or 10mm('L' Type) thick M.S.Plate bent angle door frame, the door frame is reinforced along the height and width for strength and rigidity. A "Box Rebate" is plug welded to the frame to provide strong support for shooting bolts. Dual protection is provided over the entire lock case area of 1.75 Sq.mtr

● Bolt Work & Locking Mechanism :

The door is provided with S.S. shooting bolts (each of 38mm dia.) from all 4 sides, which slides behind the tough "Box-jamb" rebate. These bolts can be activated simultaneously by the movement of the handle.

● Hinges/ Pivets System:

It is specially designed as per the weight of door slab with solid M.S. Bar of 75 mm & further given the hardness process to work properly & easily for the lifetime. It is mounted vertically on the safe. This model has double hinges made of Heavy duty 75 mm polished bar and covered with 3 mm S.S. Material for extra safety from oxyacetylene flame. It has special pressurized adjustable bolts to give proper & easy opening.

● Various Locking System :

The Strong Room Door is further protected by an automatic self-locking device which comes into operation and dead locks the doors, if the lock is dislodged by explosive, sledge hammer or other attacks. Strong room doors are fitted with two superior quality dual control precision 10 Levers Locks along with S.S. keys in duplicate. And Superior high quality made in USA digital and combination Locks by La guard or Kaba & has Automatic Re-locking system.

● Ventilating Grill Gate :

The grill gate is constructed with heavy round 20 mm bars at staggered pitch and secured with high precision 8 levers unpickable lock operating on both sides provided with stainless steel keys in duplicate. And

The Various Pre-designed Sizes available are :


No.	Particular	Outer Size (H.W.D.)	Inner Size (H.W.D.)	Weight (Approx.)
1.	3 mm stainless steel for front door Strong Room Door with Grill Gate. 12 mm single solid door plate making strength of 190 mm with 6 mm "C" type frame OR 10 mm "L" type frame	72" x 42"	63" x 33"	850 KG
2.	3 mm stainless steel for front door Strong Room Door with Grill Gate. 12 mm single solid door plate making strength of 190 mm with 6 mm "C" type frame OR 10 mm "L" type frame	81" x 42"	72" x 33"	900 KG
3.	3 mm stainless steel for front door Strong Room Door with Grill Gate. 12 mm single solid door plate making strength of 190 mm with 6 mm "C" type frame OR 10 mm "L" type frame	81" x 45"	72" x 36"	960 KG
4.	3 mm stainless steel for front door Strong Room Door with Grill Gate. 12 mm single solid door plate making strength of 190 mm with 6 mm "C" type frame OR 10 mm "L" type frame	90" x 48"	81" x 39"	1000 KG

NETAJI SAFE COMPANY[®]


A Complete System for your security needs....

An ISO 9001 : 2008 Certified Company

SAFE DEPOSIT VAULTS (LOCKERS)




Estd. 1948




Netaji safe Deposit Locker (Vaults) & Cabinets are designed for meeting exact security requirements, while making the most efficient use of vault space providing lockers featuring a most attractive design. The lockers are manufactured as per international standards with fortified frame work, as they are fabricated from best quality tested steel plates. Joints are welded by skilled and qualified welders by using approved quality welding consumables which ensures equal rigidity, strength and greater accuracy to Netaji branded Safe Deposit Lockers.

All steel parts of Netaji products are subject to anti-rust and anti-corrosion treatment. The Netaji safe deposit locker is fitted with special dual control 7 lever safe deposit lock in each individual locker. These locks are unpickable which ensures absolute security. Netaji can also provide personal lock known as 'renters own lock' from inside for total protection and customer retains the key. Over all pad locking systems can also be provided so that customer can use their own padlocks for more confidence. Netaji offers a wide range of safe deposit lockers as per the configuration mentioned in the table below. In addition to that we can also provide Safe deposit lockers as per clients individual requirements, choice and specification for the best and economical use of available space. We can provide consultancy service on techno-commercial aspects to you from concept stage to commissioning stage with out incurring any extra cost.



SDL - 90



SDL - 45

The Various Pre-designed Sizes available are :



SDL - 75



SDL - 36 with Fireproof safe

No.	Lockers	Size H. W. D.	Weight (Approx)
1	90	2000 x 1080 x 600 mm 90 Lockers Size 125 x 175 x 517 mm	840 K.G.
2	75	2000 x 1080 x 600 mm 66 Lockers Size 125 x 175 x 517 mm 6 Lockers Size 125 x 352 x 517 mm 3 Lockers Size 278 x 352 x 517 mm	810 K.G.
3	51	2000 x 1080 x 600 mm 46 Lockers Size 159 x 210 x 517 mm 2 Lockers Size 159 x 423 x 517 mm 2 Lockers Size 278 x 423 x 517 mm 1 Locker Size 322 x 210 x 517 mm	750 K.G.
4	45	2000 x 1080 x 600 mm 45 Lockers Size 125 x 352 x 517 mm	730 K.G.
5	40	2000 x 1080 x 600 mm 40 Lockers Size 189 x 263 x 517 mm	690 K.G.
6	32	2000 x 1080 x 600 mm 28 Lockers Size 189 x 263 x 517 mm 2 Lockers Size 189 x 529 x 517 mm 2 Lockers Size 405 x 529 x 517 mm'	670 K.G.
7	21	2000 x 1080 x 600 mm 21 Lockers Size 278 x 352 x 517 mm	625 K.G.
8	20	2000 x 1080 x 600 mm 20 Lockers Size 189 x 529 x 517	620 K.G.

Note : In the above Lockers the outer plate will be of 5 mm, Partition plate of 14 gauge and shutter plate of 10 mm

DIFFERENT DESIGNS OF SAFE DEPOSIT VAULTS (LOCKERS) :

A

4.9" X 6.8"

C

4.9" X 13.8"

D

6.2" X 8.2"

E

6.2" X 16.7"

F

7.4" X 10.3"

G

7.4" X 20.8"

H

10.9" X 13.8"

I

12.6" X 8.2"

J

12.6" X 16.7"

K

15.9" X 20.8"

A	A	A	A	A	A
A	A	A	A	A	A
A	A	A	A	A	A

SDL - 90 Lockers

A	A	A	A	A	A
A	A	A	A	A	A
A	A	A	A	A	A
C	C	C			
C	C	C			
H	H	H			

SDL - 75 Lockers

D	D	D	D	D
D	D	D	D	D
E	D	E		
J	I	J		

SDL - 51 (A) Lockers

H	H	H			
C	C	C			
A	A	A	A	A	A

SDL - 51 (B) Lockers

C	C	C
C	C	C
C	C	C
C	C	C

SDL - 45 Lockers

F	F	F	F
F	F	F	F
F	F	F	F

SDL - 40 Lockers

F	F	F	F
F	F	F	F
G	G		
K	K		

SDL - 32 Lockers

H	H	H
H	H	H
H	H	H

SDL - 21 Lockers

G	G
G	G
G	G

SDL - 20 Lockers



Estd. 1948

An ISO 9001 : 2008 Certified Company

NETAJI SAFE COMPANY[®]

A Complete System for your security needs....

1423, C, Laxmipuri, Kolhapur - 416 002.

Mob. : 09822090190, 09922642299

Phone : (0) 0231- 2641142, (Fax.) 0231-2646542

Visit us at : www.netajisafe.com Email : info@netajisafe.com

NETAJI SAFE COMPANY

A Complete System For Your Security Needs.....

ESTD. 1948



NIGHT GUARDS



What is NIGHT GUARD ?... When the money is kept inside the drawer, which is the upper portion of the safe. And when the drawer is closed then only the money automatically transfers inside the safe. The money can be taken out only by the owner of the safe. That's why this system has totally secured collecting facility and it is fire proof also. This system can be used in places such as Petrol Pumps, Restaurants, Bars, Toll-Booths, Collection Centres, Clubs, Railway Stations, Bus Depots etc.

BODY WORK :

Constructed from tough steel plates fabricated using the most modern steel-bending techniques, the entire body of the safe is strengthened uniformly. Electrical welding of the back plate with the body shell forms a one piece impregnable body lined on the inside with a highly re-enforced heavier steel plate which is anchored to the body giving it an overall thickness of 100mm.

DOOR CONSTRUCTION :

The most important part of the safe, the DOOR, has an overall thickness of 140mm. It is constructed using special hard barrier material and tough steel plates re-enforced with drill and sledge hammer resistant special steel giving the door-slab 75mm. thickness over the lock and other vital parts. Special drill resistant steel provides additional strength making a total protection of 135mm. over the lock.

FRAME WORK :

The formed inner lining provides the backing to the four multiple bend front edged body frame.

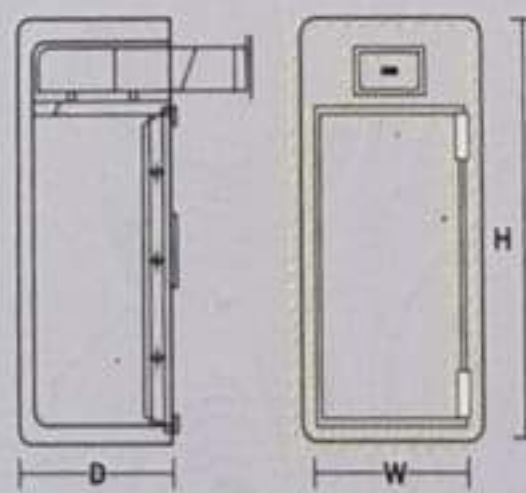
LOCKING DEVICE :

A smooth operating double eccentric levers activates the bolt throwing mechanism. A custom design unpickable 10 lever dual control lock is used to control it. Separate stainless steel keys with individual nomenclature are provided in duplicate for these locks making it possible for 2 persons to remain in joint charge of the safe. The dual control lock also provides protection in the event of the loss of any one key by employing the other as a check on the first one if the safe is in charge of a single individual.

TECHNICAL DETAILS

MODELS	PPS 36	PPS 36 A
Outside : Height (H)	905	900
Width (W)	610	450
Depth (D)	597	480
Inside : Height (H)	485	450
Width (W)	460	300
Depth (D)	330	390
Door Projection at - 90	1080	880
Door Projection at - 180	1005	800
Drawer : Height (H)	330	250
Width (W)	175	175
Depth (D)	470	350
Weight - kgs.	640	310

SECTIONAL DETAILS



INSTRUCTINS

If the safe has to be installed on the first floor or above it is imperative to check the load carrying capacity of the floor from the structural engineer. It is advisable that the beam should directly transfer the load.


Tolerance: Weight: +4%, Dimension: +2%

The specification and design may be changed without prior notice for improvement and development. The dimensions are in metric and in inches and are approximate.

DEALERS SPACE

नेत्राजी सेफ कंपनी

एक संपूर्ण व्यवस्था तुमच्या सुरक्षिततेसाठी



नाईट
गार्ड

ESTD. 1948

नाईट गार्ड म्हणजे काय ?... तिजोरीच्या वरील बाजूस ड्रॉवर असून त्यामध्ये पैसे ठेवलेस, ड्रॉवर बंद केल्या नंतरच ऑटोमेटिक खालील तिजोरीत पैसे पडतात व नंतर ते (मालकांनी) तिजोरी उघडल्या नंतर घेता येतात. आणि विशेष म्हणजे नाईट गार्ड फायर प्रूफ सुध्दा आहे. म्हणूनच नाईट गार्ड रोख रक्कम ठेवणेची पूर्णपणे सुरक्षित सुविधा आहे. पेट्रोल पंप, रेस्टॉरंट्स, बार्स, टोल बूथ, कलेक्शन सेंटर्स, क्लब, रेल्वे स्टेशन्स, बस डेपो इ. साठी ही सुविधा म्हणजे वरदानच आहे.

बॉडी वर्क :

या तिजोरीचा सांगाडा अति मजबूत पोलादी पट्ट्या, आधुनिक तंत्रानुसार वाकवून तयार केल्यामुळे याला सर्व बाजूंनी एकसारखी मजबूती आली आहे. मागच्या प्लेटचे, सांगाड्याशी इलेक्ट्रिकल पध्दतीने वेल्डिंग केल्याने सांगाडा एकसंध व अभेद्य बनला आहे. आतील बाजूस बसवलेल्या मजबूत पोलादी पट्टीमुळे संपूर्ण सांगाड्याची जाडी १०० मि.मि. झाली आहे.

दरवाजा बांधणी :

तिजोरीचा सर्वात महत्वाचा भाग म्हणजे दरवाजा. त्याची एकूण जाडी १४० मि.मि. आहे. तो विशिष्ट प्रकारच्या प्रतिबंधात्मक मालापासून बनवला आहे. हा दरवाजा वज्रासारखा अभेद्य झाला आहे त्यामुळेच तो झीलला व गॅस कटरला सुध्दा दाद देत नाही.

फ्रेम वर्क :

आतील बाजूने लावलेल्या अस्तरामुळे व चारी बाजूंनी वाकविलेमुळे (Bend) अधिक मजबूती येते.

लॉकींग डिव्हाईस :

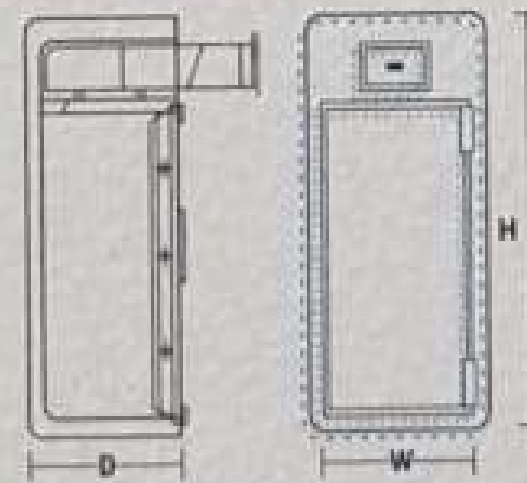
यासाठी मुद्दाम तयार केलेले १० लिक्चरचे, दुहेरी नियंत्रण असणारे कुलुप वापरण्यात आले आहे. याला स्टेनलेस स्टीलच्या २ स्वतंत्र किल्ल्या असल्यामुळे एकाच वेळी २ व्यक्तींचा या तिजोरीवर ताबा राहू शकतो. दुहेरी नियंत्रण म्हणजे तिजोरी उघडायला एकाच वेळी २ किल्ल्या लागत असल्याने, दोन्ही पैकी एखादी किल्ली हरवली तरी तिजोरी सुरक्षित राहते.



तांत्रिक माहिती :

मॉडेल	पीपीएस ३६	पीपीएस ३६ ए
बाहेरील बाजू : उंची	९०५	९००
रुंदी	६९०	४५०
खोली	५९७	४८०
आतील बाजू : उंची	४८५	४५०
रुंदी	४६०	३००
खोली	३३०	३९०
दाराचे प्रोजेक्शन ९०° ला	१०८०	८८०
दाराचे प्रोजेक्शन १८०° ला	१००५	८००
ड्रॉवर : उंची	३३०	२५०
रुंदी	१७५	१७५
खोली	४७०	३५०
वजन	६४०	३९०

सेवशनल माहिती



DEALERS SPACE

सूचना

जर का ही तिजोरी पहिला मजला किंवा त्याच्या वरील मजल्यांवर ठेवायची असेल तर त्या मजल्यांची वजन पेलण्याची क्षमता वास्तू अभियंत्याकडून तपासून घेणे आवश्यक आहे. वजन बरोबर तुळईवर पडले तर अधिक उत्तम.

सहनशीलता : वजन : $\pm 4\%$ साईज : $\pm 2\%$

आराखडा व त्याचा तपशील कोणत्याही पूर्व सूचनेशिवाय तयार करते वेळी व सुधारणे साठी बदलू शकतात. सर्व परिमाणे ही मेट्रीकमध्ये इंचात व अंदाजे आहेत.